

E-Style

expella™

Wall / ceiling fan

2MU7096 | 2MU7296 | 2MU7596 | 2MU7110 | 2MU7310
2MU7610 | 2MU7109 | 2MU7309 | 2MU7609

The E-Style is a fan for wall or ceiling mounting. The slimline design means that when installed the fan sits almost flush with the wall or ceiling. Designed and made in Italy, this fan has a low noise level and is perfect for domestic and small commercial applications.



Manufacturer:



Warranty:

2 years

Applications and Installation:

- Wall or ceiling mounted, use in conjunction with an external grille, and may be used with rigid or flexible ducting (not included)
- Works with short ducting lengths (up to 3m)
- Suitable for domestic or commercial single room applications including:
 - Bathrooms and powder rooms
 - Laundries
 - Portable buildings and classrooms
 - Small offices and meeting rooms
 - Utility rooms
- Installation by an industry professional (electrician or air-conditioning installer) is recommended

Features and Benefits:

- European slimline design
- Supplied with back-draught shutters to prevent air from moving back into the room
- Quiet operation – innovative impellers permit limited noise level
- Easy to install
- Maintenance free – self lubricating sleeve bearing motor for long life & noiseless operation
- Comes in 3 sizes moving 95 – 295m³ of air per hour.
- European made

Options:

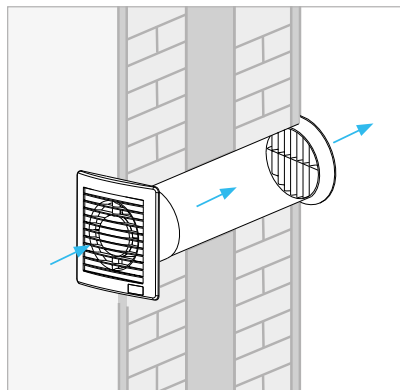
The E-Style fan has the following options:

- MHT – built in humidity sensor that automatically activates the fan when the humidity reaches a pre-set level. This model also has a built-in run on timer which allows the fan to continue running for a set time after the switch is turned off.
- Timer – built-in run on timer that allows the fan to continue running for a set time after the switch is turned off.
- 12 volt options available

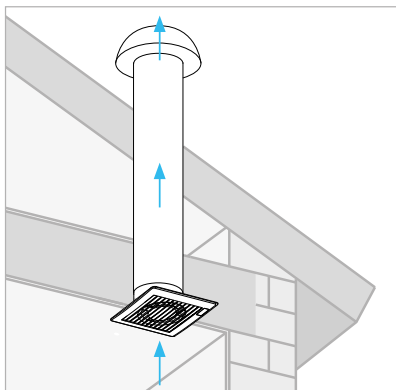
E-Style

Wall / ceiling fan

Applications:



Wall



Ceiling

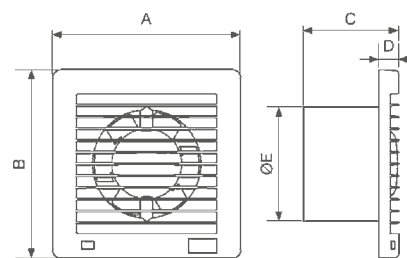
Specifications:

Model	Item Code	Volume m ³ /h (maximum)	Volume L/s (maximum)	Pressure (maximum)	Wattage	Noise dB(A)*	Protection
E-Style 100	2MU7096	95	26	40	14	31.4	IPX4
E-Style 120	2MU7296	165	46	54	15	36.7	IPX4
E-Style 150	2MU7596	295	82	71	25	43.9	IPX4
E-Style 100 MHT	2MU7110	95	26	40	14	31.4	IPX4
E-Style 120 MHT	2MU7310	165	46	54	15	36.7	IPX4
E-Style 150 MHT	2MU7610	295	82	71	25	43.9	IPX4
E-Style 100 T	2MU7109	95	26	40	14	31.4	IPX4
E-Style 120 T	2MU7309	165	46	54	15	36.7	IPX4
E-Style 150 T	2MU7609	295	82	71	25	43.9	IPX4

* Measured at 3 metres

Dimensions:

Model	A	B	C	D	ØE	Kg
E-Style 100	160	160	95	17	98.2	0.45
E-Style 120	180	180	101	18	119	0.66
E-Style 150	200	200	119	22	149	1.04



Performance:

